


Schema di alcune composizioni degli elementi in gamma

Some composition layouts using the items in the range


Stucchi | Grouts

● Antracite - 754439



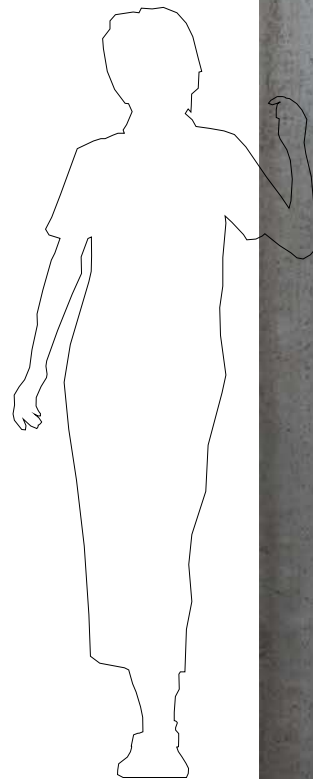
120 x 240 cm
47 1/8" x 94 3/8"

Calamina



24 x 35 cm
9 1/2" x 13 25/32"

Esagono Calamina




Schema di alcune composizioni degli elementi in gamma

Some composition layouts using the items in the range


Stucchi | Grouts

● Noce - 754438




24 x 35 cm
9 1/2" x 13 25/32"

Ferro



24 x 35 cm
9 1/2" x 13 25/32"

Esagono Calamina



24 x 35 cm
9 1/2" x 13 25/32"

Corten patinato



24 x 35 cm
9 1/2" x 13 25/32"

Corten ossidato



24 x 35 cm
9 1/2" x 13 25/32"

Ottone patinato



24 x 35 cm
9 1/2" x 13 25/32"

Esagono Calamina



Schema di alcune composizioni degli elementi in gamma

Some composition layouts using the items in the range



Stucchi | Grouts
● Noce - 754438

120 x 240 cm
47 1/8" x 94 3/8"
Corten patinato

60 x 120 cm
23 5/8" x 47 1/8"
Decoro Metamorfosi

Schema di alcune composizioni degli elementi in gamma

Some composition layouts using the items in the range

Stucchi | Grouts

● Antracite - 754439



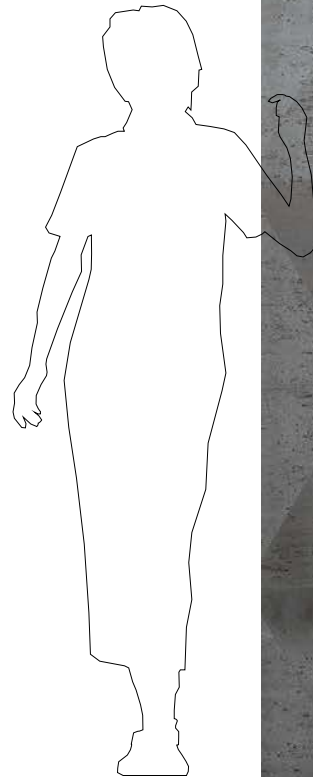
120 x 240 cm
47 1/8" x 94 3/8"

Calamina



50 cm
19 11/16"

Esagono Calamina



Schema di alcune composizioni degli elementi in gamma

Some composition layouts using the items in the range

